










Short-term forecast

Station averages

	 °F	 %	 inHg	 mph	 in/h	 °F
1 Apr	79.1 / 56.3	43.2	29.93	2.1	0.00	74.3 / 54.8
2 Apr	80.1 / 55.0	42.2	29.93	1.4	0.00	76.3 / 53.3
3 Apr	76.5 / 53.8	39.4	29.92	3.1	0.00	69.4 / 51.5
4 Apr	75.0 / 50.2	34.8	29.96	2.3	0.00	68.5 / 47.1
5 Apr	72.5 / 49.9	33.8	30.07	2.5	0.00	66.3 / 46.7
6 Apr	80.6 / 49.0	28.6	30.12	0.7	0.00	75.3 / 45.2
7 Apr	83.8 / 53.4	31.1	30.00	0.7	0.00	79.3 / 50.3
8 Apr	85.9 / 56.0	32.4	29.94	1.5	0.00	80.7 / 53.7
9 Apr	92.5 / 60.5	28.5	30.02	0.8	0.00	88.5 / 58.4

Station extremes

	 °F	 %	 inHg	 mph	 mph	 in/h	 °F
1 Apr	84.9 2026	88.0 2024	30.16 2023	13.9 2025	27.1 2025	0.00 > 3 cases	84.5 2026
	46.9 2023	6.6 2023	29.75 2025	-	-	-	44.4 2023
2 Apr	85.1 2024	77.7 2024	30.26 2024	9.9 2025	20.0 2025	0.00 > 3 cases	83.1 2026
	50.7 2023	17.0 2023	29.71 2025	-	-	-	48.8 2023
3 Apr	87.6 2024	66.8 2025	30.24 2024	20.4 2023	36.9 2023	0.00 2023, 2024, 2025	84.3 2024
	48.0 2025	10.0 2023	29.74 2023	-	-	-	45.1 2023
4 Apr	80.2 2024	73.0 2025	30.12 2025	14.1 2024	32.0 2024	0.00 2023, 2024, 2025	77.2 2024
	43.9 2023	10.8 2025	29.74 2024	-	-	-	38.7 2023
5 Apr	82.4 2025	68.9 2023	30.25 2025	16.5 2024	33.1 2024	0.00 2023, 2024, 2025	75.9 2025
	45.1 2023	9.0 2025	29.79 2024	-	-	-	42.1 2023
6 Apr	89.8 2025	70.8 2024	30.26 2024	4.0 2023	10.1 2023, 2024	0.00 2023, 2024, 2025	84.5 2025
	44.2 2024	7.3 2025	29.97 2023	-	-	-	41.2 2024
7 Apr	92.1 2025	67.0 2024	30.15 2024	3.9 2023	10.1 2024	0.00 2023, 2024, 2025	87.9 2025
	47.7 2024	11.4 2025	29.86 2024	-	-	-	45.2 2024
8 Apr	94.8 2025	66.0 2024	30.03 2023	8.9 2024	21.0 2024	0.00 2023, 2024, 2025	91.8 2025
	50.4 2024	12.0 2024	29.86 2024	-	-	-	47.8 2024
9 Apr	97.9 2025	63.9 2023	30.11 2024	4.5 2025	10.1 2023, 2024, 2025	0.00 2023, 2024, 2025	94.5 2025
	56.1 2024	8.6 2024	29.96 2025	-	-	-	51.9 2024

Almanac

